

# Overview - Public Entities Quarterly Reporting

Approved receipts

93.6

25.3%

Approved spending

71.1

22.8%

Surplus/(deficit)

22.5

- ☐ R billion
- ☒ R million
- ☐ R thousand

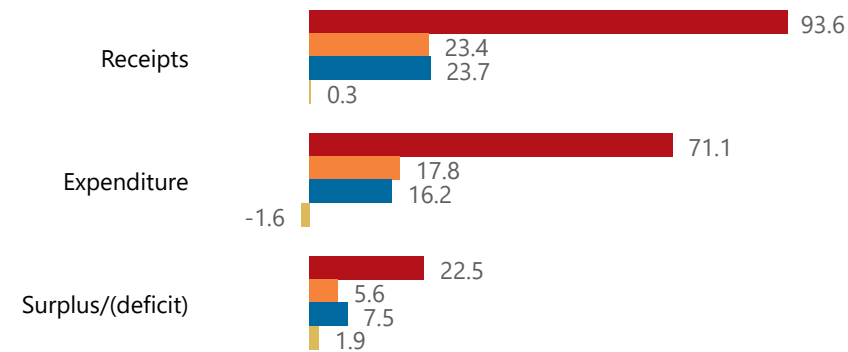


**national treasury**

Department:  
National Treasury  
REPUBLIC OF SOUTH AFRICA

## Consolidation

● Approved ● Forecast ● YTD ● Variance



## Composition of receipts



## Quarter

1

## Cluster

All

## Department

Women, Youth and Persons with Dis... ▼

## Entity

The Commission on Gender Equality ▼

## Composition of spending



## Functional grouping



## Spending by PFMA schedule



# Public Entities Receipts

Approved sales of G&S

(Blank) (Blank)

Approved transfers

93.6 25.0%



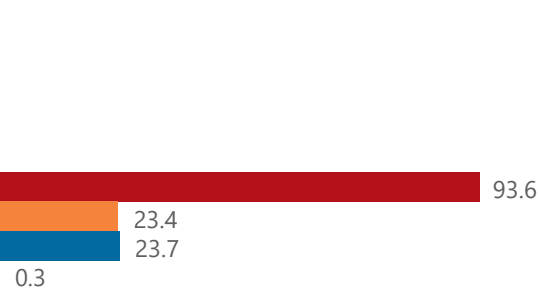
national treasury

Department:  
National Treasury  
REPUBLIC OF SOUTH AFRICA

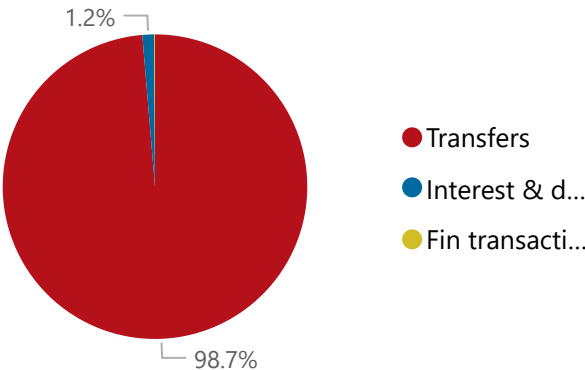
- ☐ R billion
- ☒ R million
- ☐ R thousand

## Actual vs Forecast

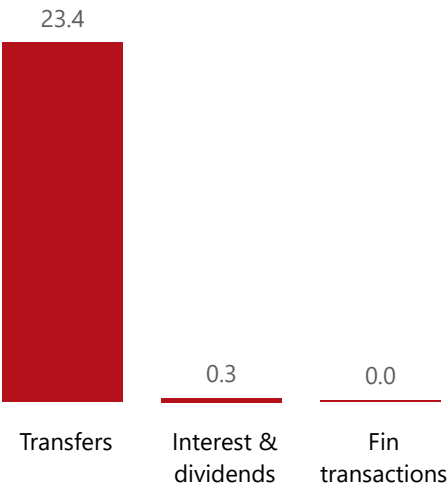
● Approved ● Forecast ● YTD ● Variance



## Composition of receipts



## Top 5 Receipts



## Quarter

1

## Cluster

All

## Department

Women, Youth and Persons with Dis...

## Entity

The Commission on Gender Equality

## Top 5 Transfers



Departme... transfers

## Receipts

Level 3	Approved	YTD	% YTD
Transfers	93.6	23.4	98.7%
Interest & dividends		0.3	1.2%
Fin transactions		0.0	0.1%
Total	93.6	23.7	100.0%

## Top 10 Entities

The Commission on Gender Equality



# Public Entities Spending

Approved CoE

71.1

22.8%

Approved G&S

(Blank)

(Blank)

Approved transfers

187.1

25.3%

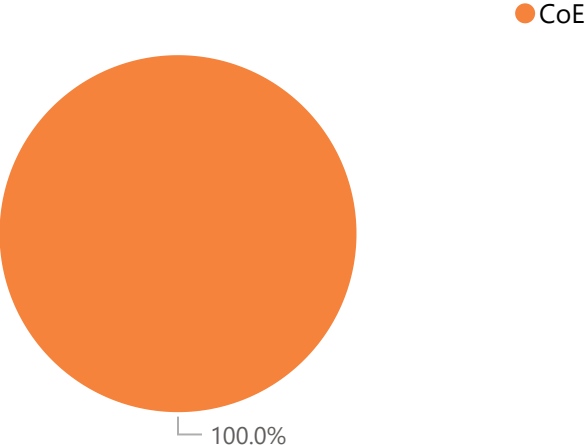
- ☐ R billion
- ☒ R million
- ☐ R thousand

## Actual vs Forecast

● Approved ● Forecast ● YTD ● Variance



## Composition of spending



## Top 5 Goods & services



## Quarter

1

## Cluster

All

## Department

Women, Youth and Persons with Dis...

## Entity

The Commission on Gender Equality

## Capital assets

## Spending

Level 3	Approved	YTD	% YTD
CoE	71.1	16.2	100.0%
Total	71.1	16.2	100.0%

## Top 10 Entities

